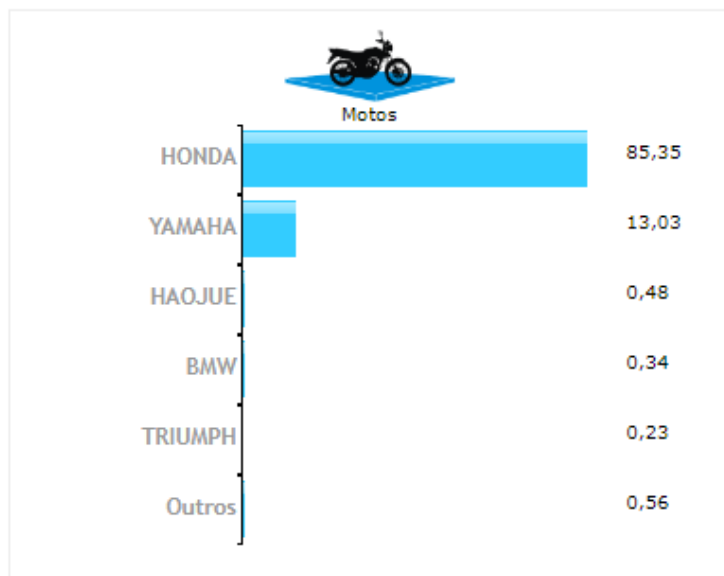
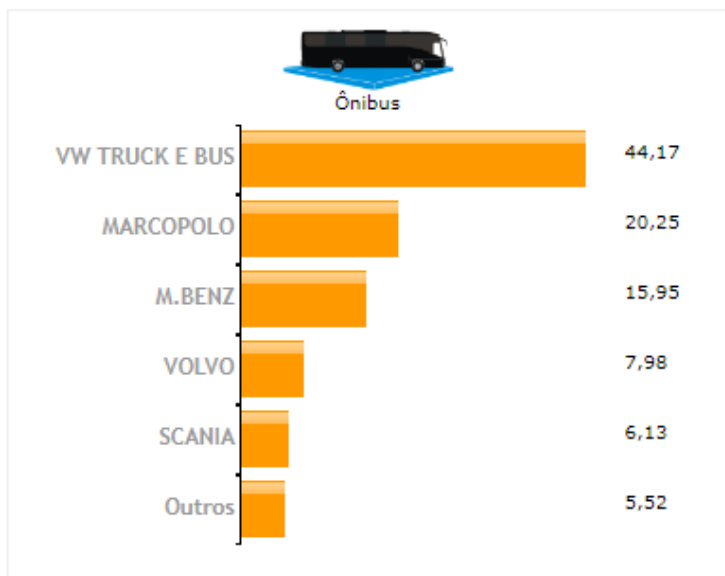
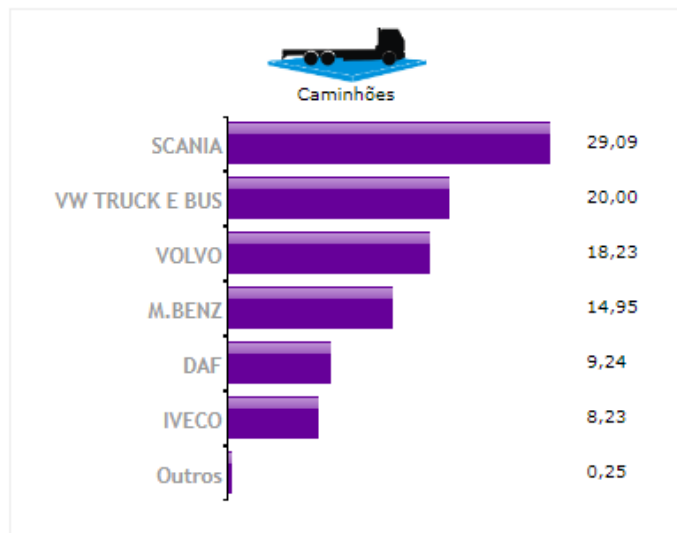
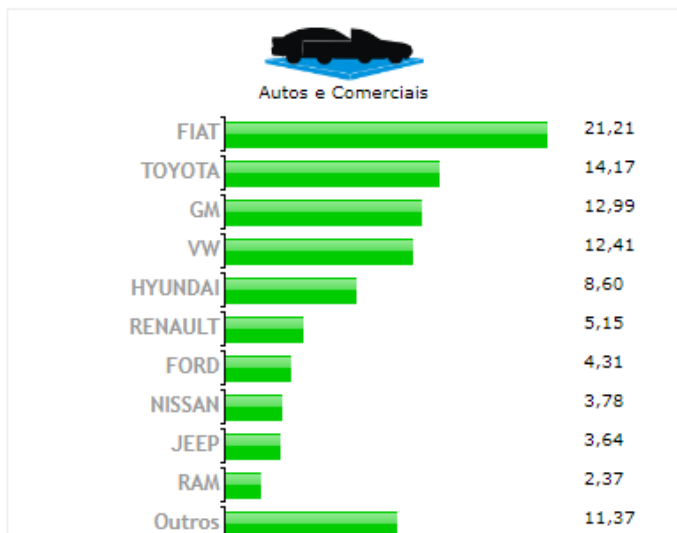


Dados Referentes ao estado de: MT

Segmentos	2024			2023		Variação %			Part. % Acumul.	
	Jun (A)	Mai (B)	Acumul. (C)	Jun (D)	Acumul. (E)	(A/B)	(A/D)	(C/E)	2024	2023
(A)Auto	2594	2347	14387	2406	12511	10,52	7,81	14,99	23,95	24,28
(B)Comercial Leve	1289	1516	8188	1279	8245	-14,97	0,78	-0,69	13,63	16,00
(A+B)	3883	3863	22575	3685	20756	0,52	5,37	8,76	37,58	40,28
(C)Caminhão	324	343	1980	302	1774	-5,54	7,28	11,61	3,30	3,44
(D)Ônibus	69	8	163	23	298	762,50	200,00	-45,30	0,27	0,58
(C+D)	393	351	2143	325	2072	11,97	20,92	3,43	3,57	4,02
(E)Moto	5625	5357	30520	4396	22974	5,00	27,96	32,85	50,81	44,59
(F)Implemento Rodoviário	549	477	3072	615	3396	15,09	-10,73	-9,54	5,11	6,59
Outros	265	240	1759	453	2327	10,42	-41,50	-24,41	2,93	4,52
TOTAL	10715	10288	60069	9474	51525	4,15	13,10	16,58	100,00	100,00

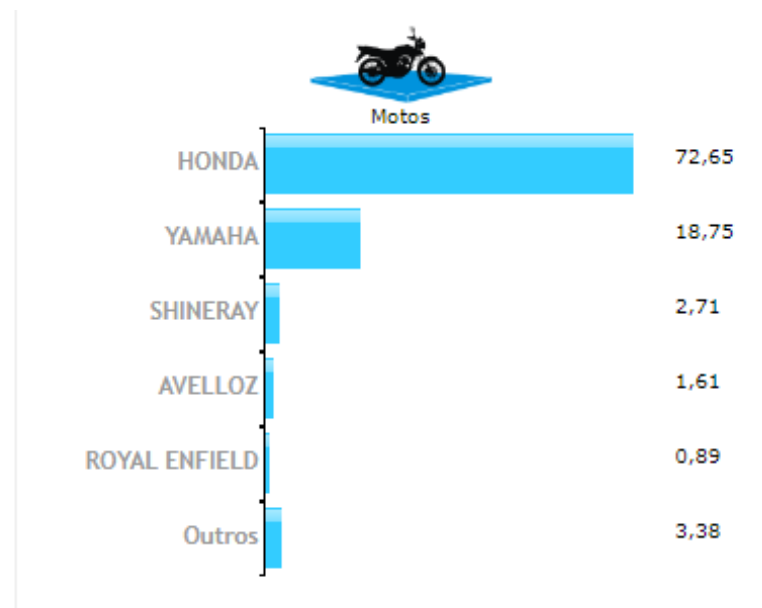
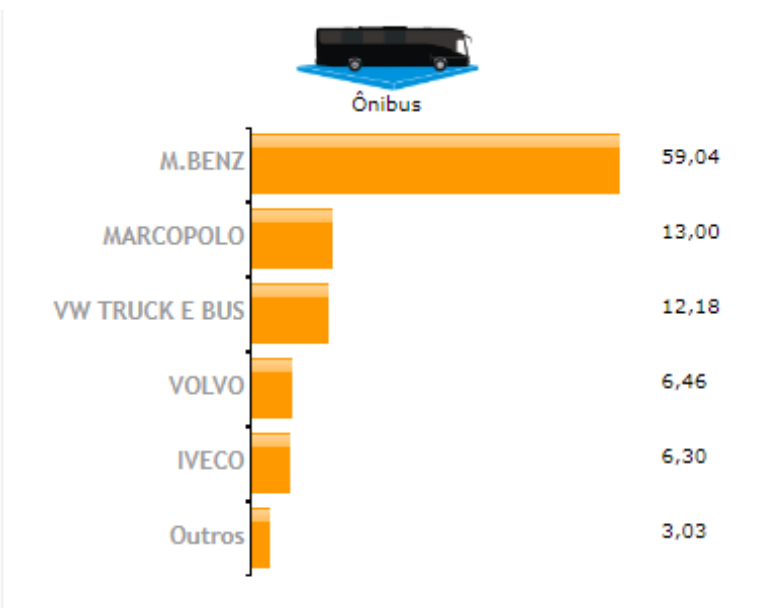
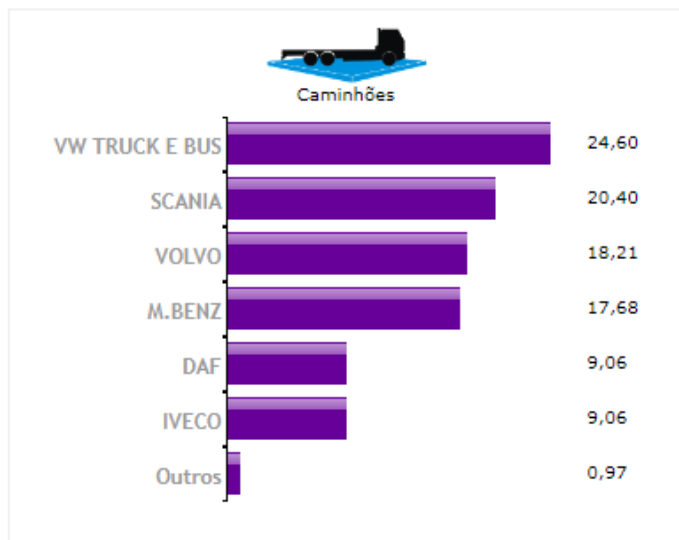
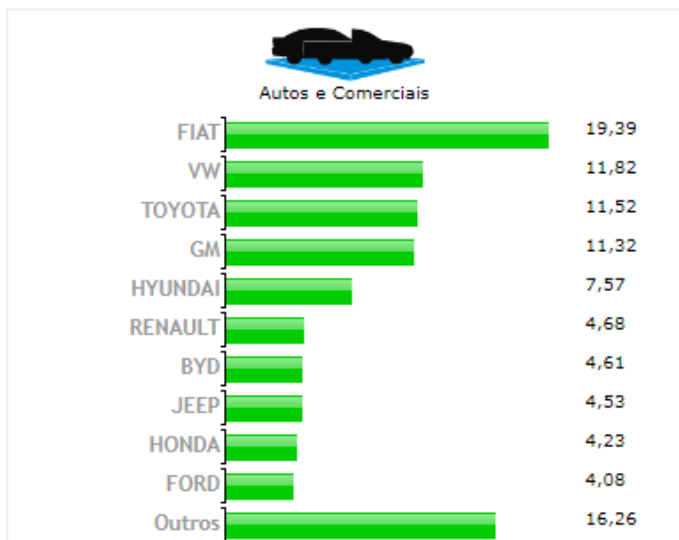
Participação de Mercado - Acumulado até julho de 2024 - em %



Dados Referentes à Região: Centro-Oeste

Segmentos	2024			2023		Variação %			Part. % Acumul.	
	Jun (A)	Mai (B)	Acumul. (C)	Jun (D)	Acumul. (E)	(A/B)	(A/D)	(C/E)	2024	2023
(A)Auto	13926	13556	80667	13654	68739	2,73	1,99	17,35	34,33	34,82
(B)Comercial Leve	5268	5677	31746	4728	28349	-7,20	11,42	11,98	13,51	14,36
(A+B)	19194	19233	112413	18382	97088	-0,20	4,42	15,78	47,83	49,18
(C)Caminhão	947	1051	5759	870	5130	-9,90	8,85	12,26	2,45	2,60
(D)Ônibus	215	92	1223	210	1225	133,70	2,38	-0,16	0,52	0,62
(C+D)	1162	1143	6982	1080	6355	1,66	7,59	9,87	2,97	3,22
(E)Moto	16950	17194	96550	13986	74692	-1,42	21,19	29,26	41,08	37,84
(F)Implemento Rodoviário	1162	1012	6681	1193	7459	14,82	-2,60	-10,43	2,84	3,78
Outros	2471	2161	12379	2362	11803	14,35	4,61	4,88	5,27	5,98
TOTAL	40939	40743	235005	37003	197397	0,48	10,64	19,05	100,00	100,00

Participação de Mercado - Acumulado até julho de 2024 - em %



Dados Referentes: Brasil

Segmentos	2024			2023		Variação %			Part. % Acumul.	
	Jun (A)	Mai (B)	Acumul. (C)	Jun (D)	Acumul. (E)	(A/B)	(A/D)	(C/E)	2024	2023
(A)Auto	163805	144014	848810	141995	733391	13,74	15,36	15,74	38,80	38,98
(B)Comercial Leve	38666	39181	228190	37670	201049	-1,31	2,64	13,50	10,43	10,69
(A+B)	202471	183195	1077000	179665	934440	10,52	12,69	15,26	49,23	49,67
(C)Caminhão	9663	9359	55457	7711	50325	3,25	25,31	10,20	2,53	2,68
(D)Ônibus	2152	1683	11336	2115	13399	27,87	1,75	-15,40	0,52	0,71
(C+D)	11815	11042	66793	9826	63724	7,00	20,24	4,82	3,05	3,39
(E)Moto	165855	164491	932940	140336	779719	0,83	18,18	19,65	42,64	41,45
(F)Implemento Rodoviário	7699	6807	44683	7330	42126	13,10	5,03	6,07	2,04	2,24
Outros	12309	10999	66467	11290	61254	11,91	9,03	8,51	3,04	3,26
TOTAL	400149	376534	2187883	348447	1881263	6,27	14,84	16,30	100,00	100,00

Participação de Mercado - Acumulado até julho de 2024 - em %

