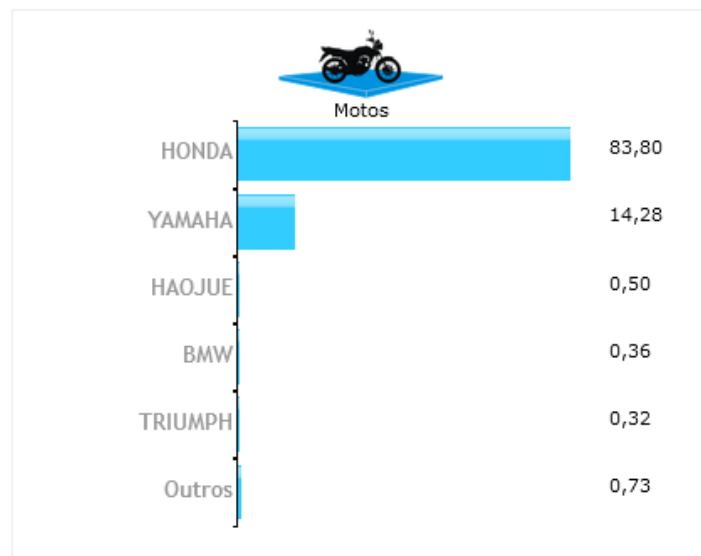
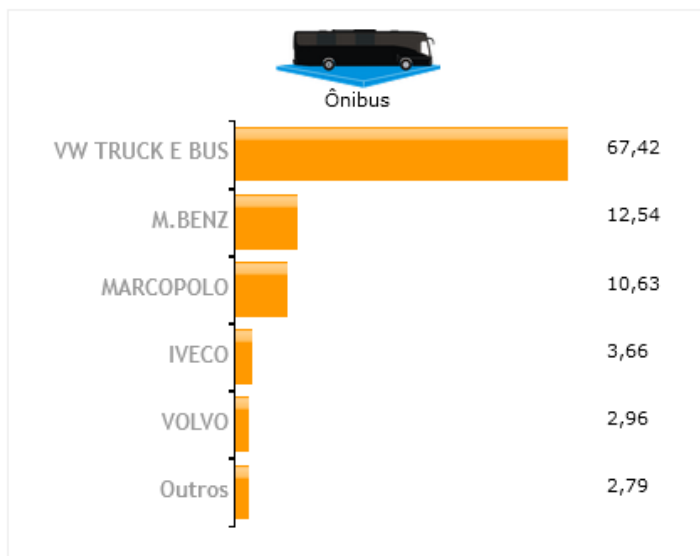
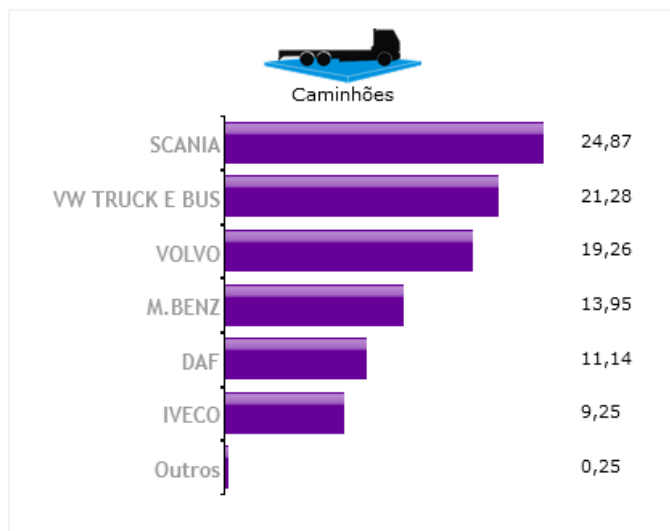
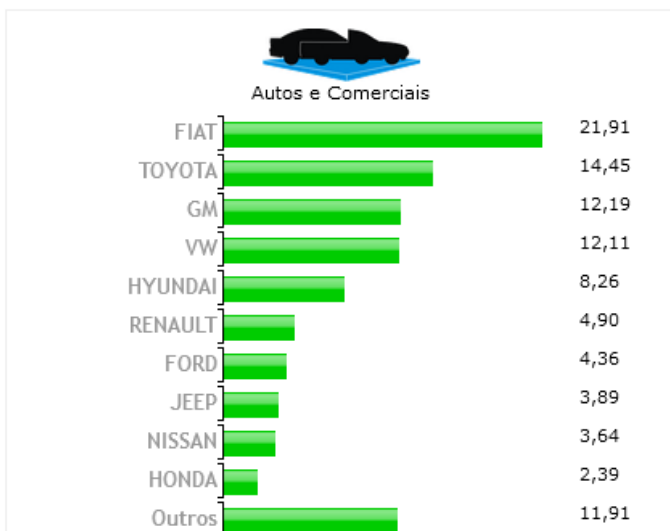


Dados Referentes ao estado de: MT

| Segmentos | 2024 | | | 2023 | | Variação % | | | Part. % Acumul. | |
|--------------------------|-------------|--------------|--------------|-------------|--------------|---------------|--------------|--------------|-----------------|---------------|
| | Set (A) | Ago (B) | Acumul. (C) | Set (D) | Acumul. (E) | (A/B) | (A/D) | (C/E) | 2024 | 2023 |
| (A)Auto | 2647 | 2726 | 22722 | 2054 | 19612 | -2,90 | 28,87 | 15,86 | 25,15 | 24,95 |
| (B)Comercial Leve | 1566 | 1675 | 13069 | 1661 | 13015 | -6,51 | -5,72 | 0,41 | 14,47 | 16,56 |
| (A+B) | 4213 | 4401 | 35791 | 3715 | 32627 | -4,27 | 13,41 | 9,70 | 39,62 | 41,50 |
| (C)Caminhão | 366 | 475 | 3168 | 317 | 2703 | -22,95 | 15,46 | 17,20 | 3,51 | 3,44 |
| (D)Ônibus | 65 | 99 | 574 | 27 | 442 | -34,34 | 140,74 | 29,86 | 0,64 | 0,56 |
| (C+D) | 431 | 574 | 3742 | 344 | 3145 | -24,91 | 25,29 | 18,98 | 4,14 | 4,00 |
| (E)Moto | 4034 | 4423 | 43425 | 4028 | 34287 | -8,79 | 0,15 | 26,65 | 48,07 | 43,62 |
| (F)Implemento Rodoviário | 473 | 557 | 4794 | 539 | 4962 | -15,08 | -12,24 | -3,39 | 5,31 | 6,31 |
| Outros | 235 | 282 | 2585 | 358 | 3589 | -16,67 | -34,36 | -27,97 | 2,86 | 4,57 |
| TOTAL | 9386 | 10237 | 90337 | 8984 | 78610 | -8,31 | 4,47 | 14,92 | 100,00 | 100,00 |

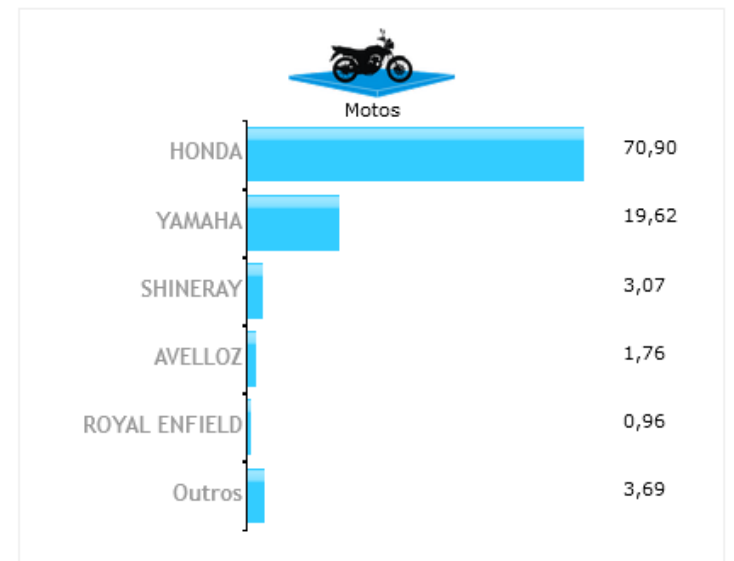
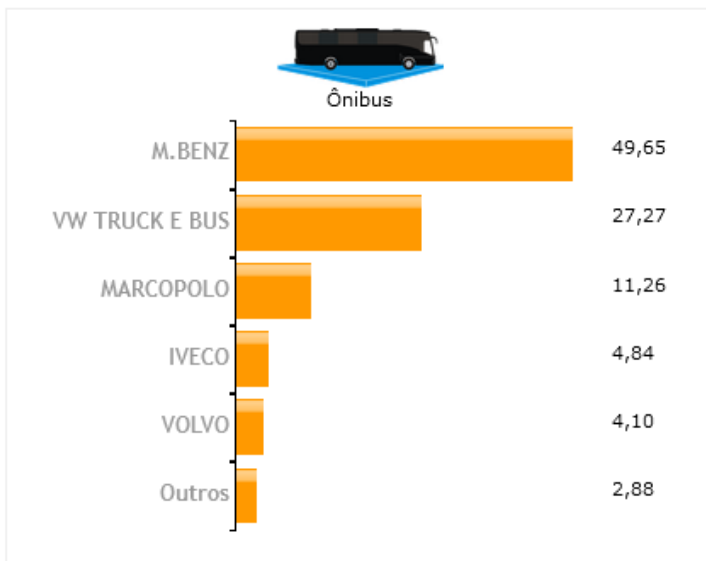
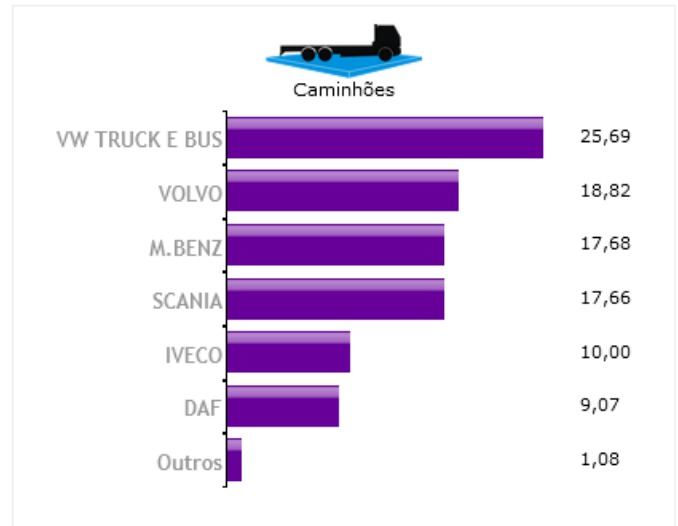
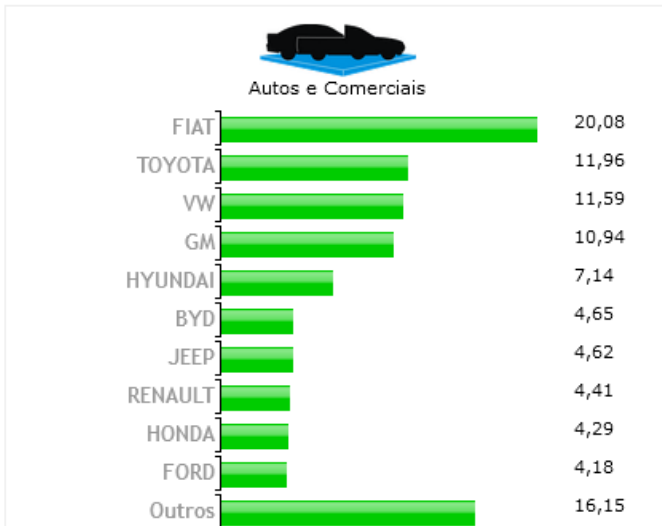
Participação de Mercado - Acumulado até outubro de 2024 - em %



Dados Referentes à Região: Centro-Oeste

| Segmentos | 2024 | | | 2023 | | Variação % | | | Part. % Acumul. | |
|--------------------------|--------------|--------------|---------------|--------------|---------------|---------------|--------------|--------------|-----------------|---------------|
| | Set (A) | Ago (B) | Acumul. (C) | Set (D) | Acumul. (E) | (A/B) | (A/D) | (C/E) | 2024 | 2023 |
| (A)Auto | 13886 | 14532 | 124665 | 11444 | 108558 | -4,45 | 21,34 | 14,84 | 34,99 | 35,40 |
| (B)Comercial Leve | 5851 | 6267 | 50017 | 5121 | 44587 | -6,64 | 14,26 | 12,18 | 14,04 | 14,54 |
| (A+B) | 19737 | 20799 | 174682 | 16565 | 153145 | -5,11 | 19,15 | 14,06 | 49,02 | 49,94 |
| (C)Caminhão | 1047 | 1150 | 9107 | 854 | 7791 | -8,96 | 22,60 | 16,89 | 2,56 | 2,54 |
| (D)Ônibus | 277 | 375 | 2292 | 149 | 1654 | -26,13 | 85,91 | 38,57 | 0,64 | 0,54 |
| (C+D) | 1324 | 1525 | 11399 | 1003 | 9445 | -13,18 | 32,00 | 20,69 | 3,20 | 3,08 |
| (E)Moto | 14227 | 15659 | 140872 | 13371 | 114070 | -9,14 | 6,40 | 23,50 | 39,53 | 37,19 |
| (F)Implemento Rodoviário | 1006 | 1032 | 9864 | 1286 | 11204 | -2,52 | -21,77 | -11,96 | 2,77 | 3,65 |
| Outros | 2095 | 2397 | 19518 | 2134 | 18822 | -12,60 | -1,83 | 3,70 | 5,48 | 6,14 |
| TOTAL | 38389 | 41412 | 356335 | 34359 | 306686 | -7,30 | 11,73 | 16,19 | 100,00 | 100,00 |

Participação de Mercado - Acumulado até outubro de 2024 - em %



Dados Referentes: Brasil

| Segmentos | 2024 | | | 2023 | | Variação % | | | Part. % Acumul. | |
|--------------------------|---------------|---------------|----------------|---------------|----------------|--------------|--------------|--------------|-----------------|---------------|
| | Set (A) | Ago (B) | Acumul. (C) | Set (D) | Acumul. (E) | (A/B) | (A/D) | (C/E) | 2024 | 2023 |
| (A)Auto | 171657 | 170985 | 1369445 | 145668 | 1209242 | 0,39 | 17,84 | 13,25 | 39,77 | 40,70 |
| (B)Comercial Leve | 51028 | 52199 | 380638 | 41751 | 325167 | -2,24 | 22,22 | 17,06 | 11,05 | 10,94 |
| (A+B) | 222685 | 223184 | 1750083 | 187419 | 1534409 | -0,22 | 18,82 | 14,06 | 50,82 | 51,64 |
| (C)Caminhão | 11218 | 11304 | 89046 | 8424 | 75792 | -0,76 | 33,17 | 17,49 | 2,59 | 2,55 |
| (D)Ônibus | 2449 | 2885 | 19630 | 1822 | 18874 | -15,11 | 34,41 | 4,01 | 0,57 | 0,64 |
| (C+D) | 13667 | 14189 | 108676 | 10246 | 94666 | -3,68 | 33,39 | 14,80 | 3,16 | 3,19 |
| (E)Moto | 156607 | 163880 | 1410230 | 135144 | 1180627 | -4,44 | 15,88 | 19,45 | 40,95 | 39,73 |
| (F)Implemento Rodoviário | 7238 | 7686 | 67467 | 7847 | 65851 | -5,83 | -7,76 | 2,45 | 1,96 | 2,22 |
| Outros | 12883 | 13918 | 107011 | 10729 | 95739 | -7,44 | 20,08 | 11,77 | 3,11 | 3,22 |
| TOTAL | 413080 | 422857 | 3443467 | 351385 | 2971292 | -2,31 | 17,56 | 15,89 | 100,00 | 100,00 |

Participação de Mercado - Acumulado até outubro de 2024 - em %

